

Introduction

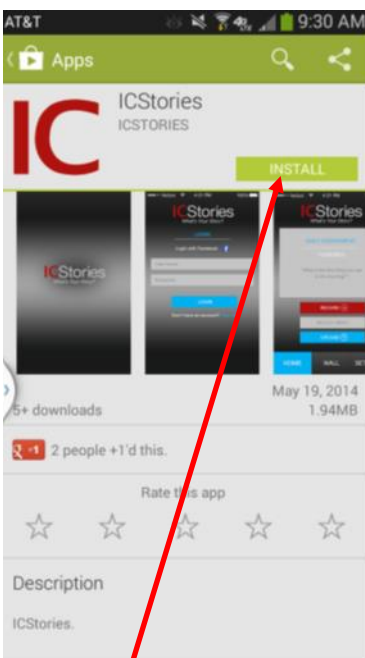
The ICStories Mobile App is designed to foster a video conversation.

By delivering “Daily Assignments” through Push notifications, the App will inspire, direct and encourage users to participate by submitting video responses to each assignment.


Accordingly, the ICStories Mobile App provides simple tools to allow recording and uploading of video.

To foster this video dialog, ICStories Mobile App requires users to register through the App.

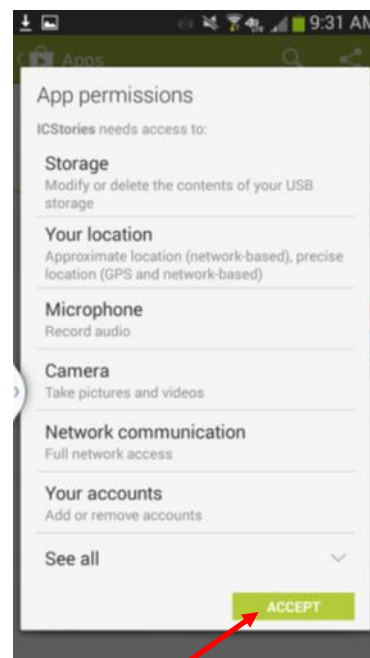
Installation: Google PlayStore: <https://play.google.com/store/apps/details?>



Click INSTALL



Click OPEN

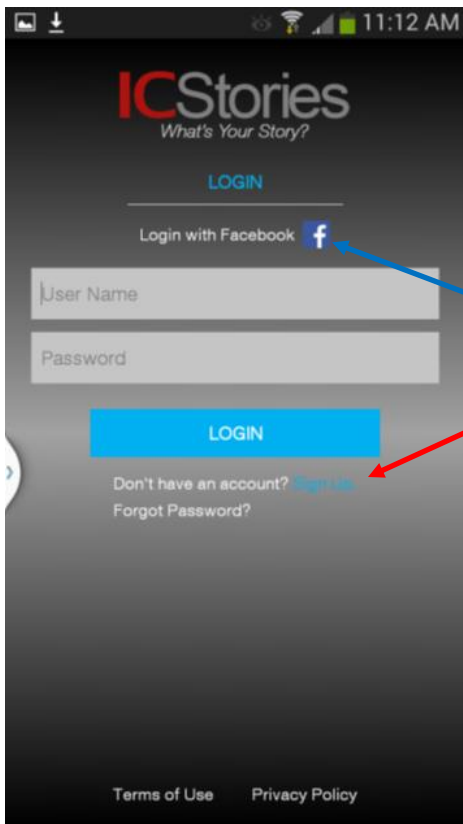


Click ACCEPT...done!

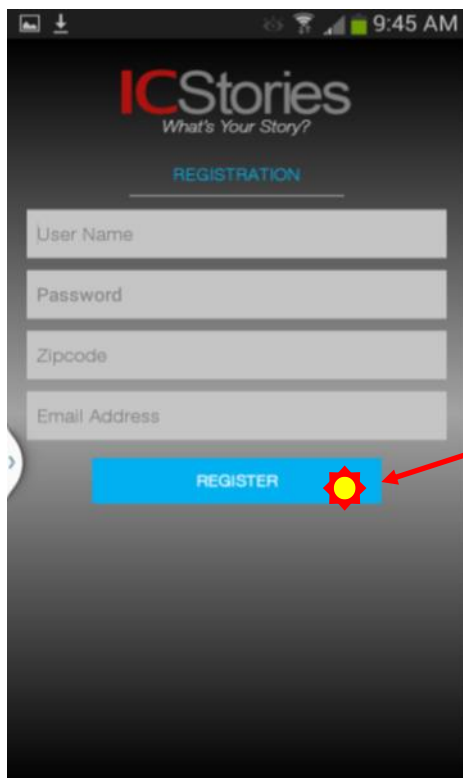
REGISTRATION

Once you have opened the app you will see the LOGIN screen.

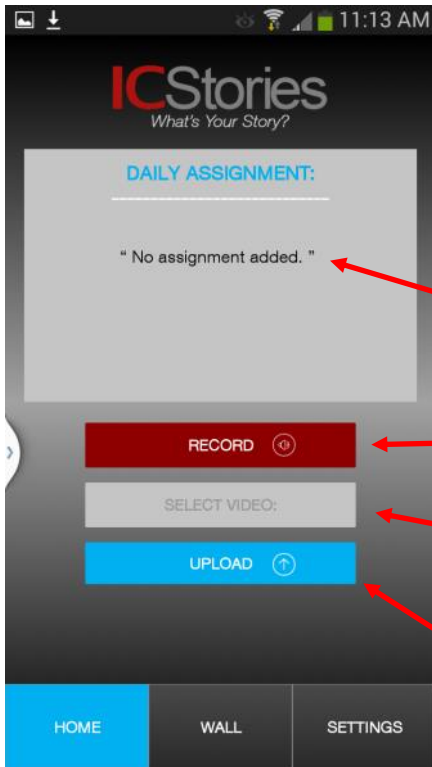
As a new user, simply click "Sign Up."



You can also use your Facebook information to sign-up by clicking here.



On the Registration page, simply enter all the information indicated and then click "REGISTER"



Welcome!

You're registered and are now looking at the "HOME" screen for the ICStories Mobile App.

Note that under "DAILY ASSIGNMENT" "No assignment added" is displayed.

RECORD

Takes you to your phone's video camera ...ready to record

SELECT VIDEO:

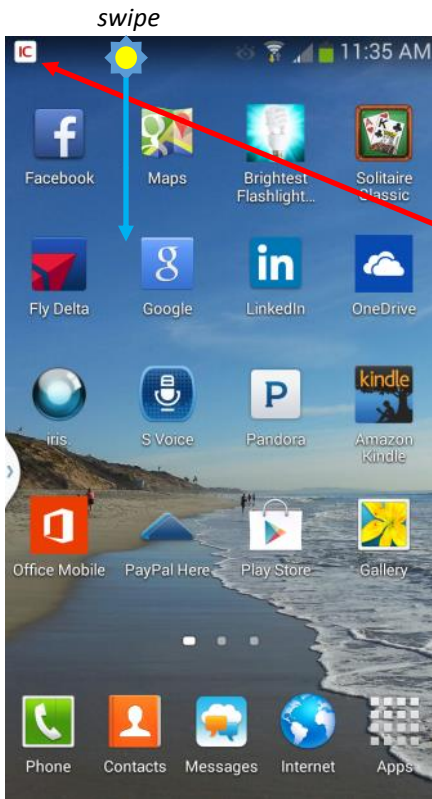
Takes you to your phone's video Gallery where you can select an existing video to upload to ICStories

UPLOAD

Initiates the upload to the ICStories server of the video you have just recorded or selected from your Gallery



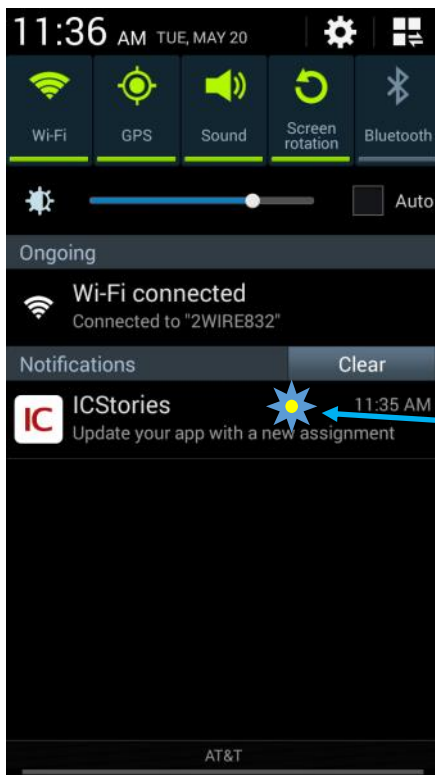
You will also now see an ICStories icon on your phone among your home screens Apps



DAILY ASSIGNMENT NOTIFICATION

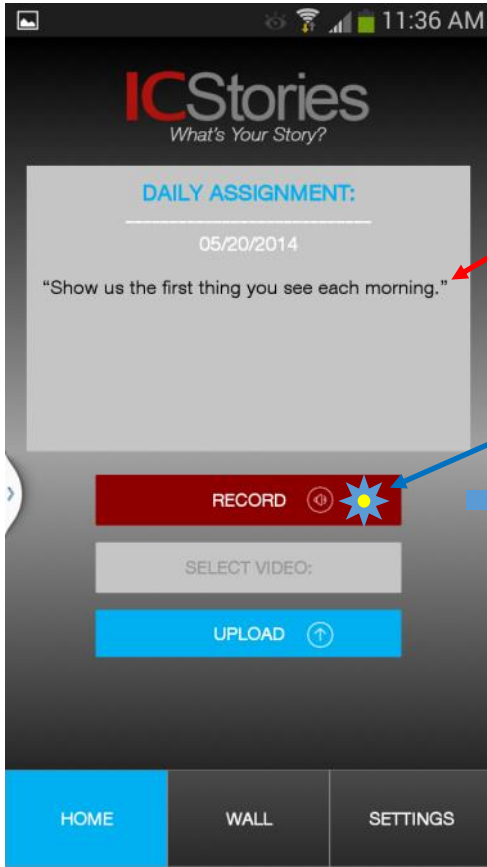
ICStories Daily Assignment Notification

With an audible prompt, you will see the ICStories icon appear in the notification pane of your phone when a new DAILY ASSIGNMENT has been added



ICStories Daily Assignment Notification

Swipe your notification pane down and click the ICStories notification to update the app with a new assignment



ICStories Daily Assignment

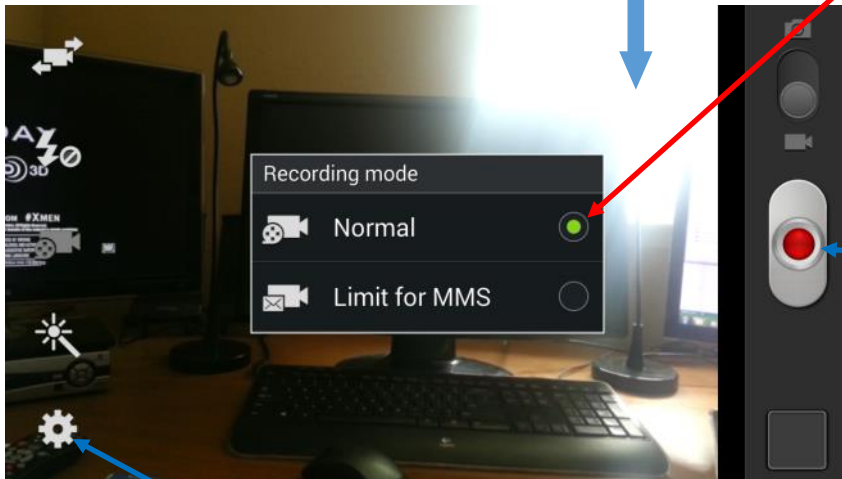
Here is your new assignment.
Now you're ready to record your response
by simply clicking RECORD.

RECORD!

Click 'Normal' - or whatever your
Android version requires

TIP:

Tilt the phone so the
camera is horizontal
with the lens on the left
side as you hold it

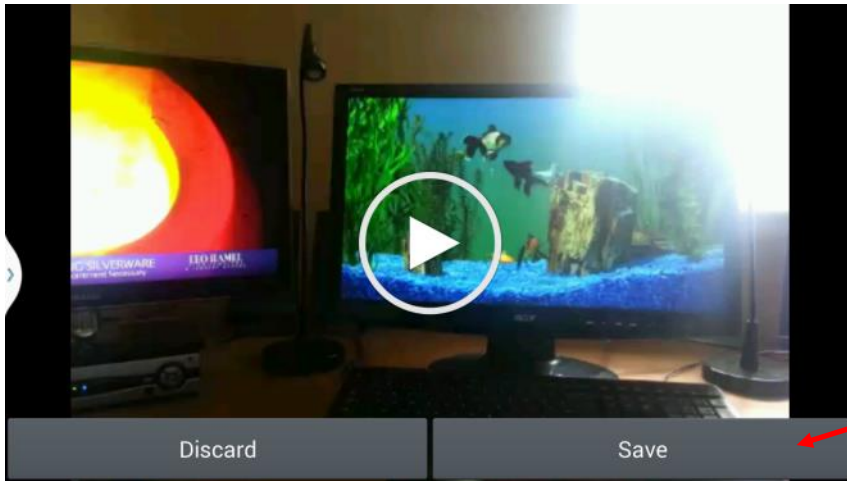


Click to RECORD
Click again to STOP
- or whatever your Android
version requires.

TIP:

Select the tools icon to set your video resolution—default should be 1920x1080
(Full HD - recommended) However, you can also select 1280x720 or even 720x480 if you are using
your cell network and want to minimize any data transfer fees.

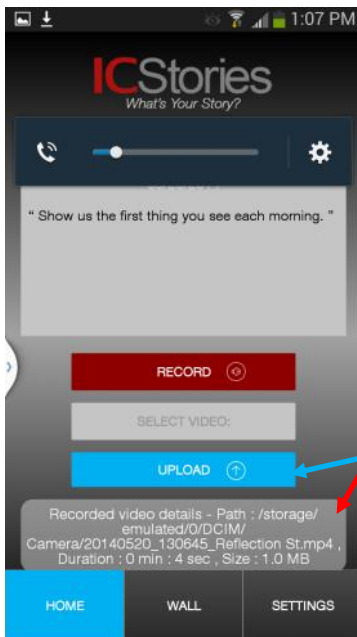
BEST: We recommend using a Wi-Fi connection to allow the highest resolution,
faster uploads and no data fees.



SAVING AND UPLOADING

Finished Recording?

Click the Back button on your phone and you will see this screen - click SAVE



Home Screen Confirmation

You will see details of the video you just shot here

UPLOAD

Now click the blue UPLOAD button

UPLOAD

Fill in the indicated fields by tapping the screen.

Title

Description

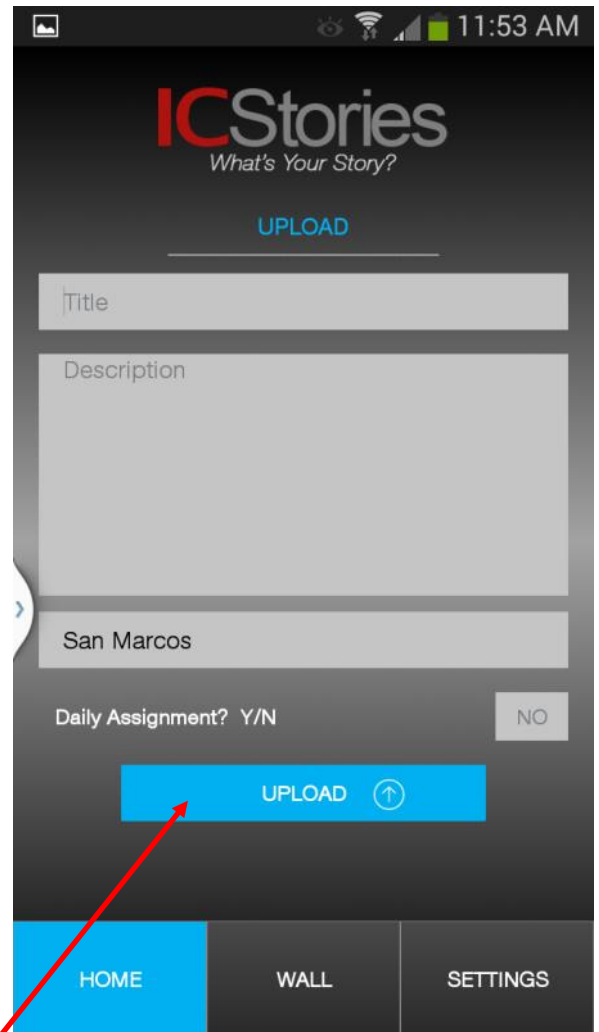
Location

(The default location is filled in based on the zip code you provided when you registered - if the location is different, change it here)

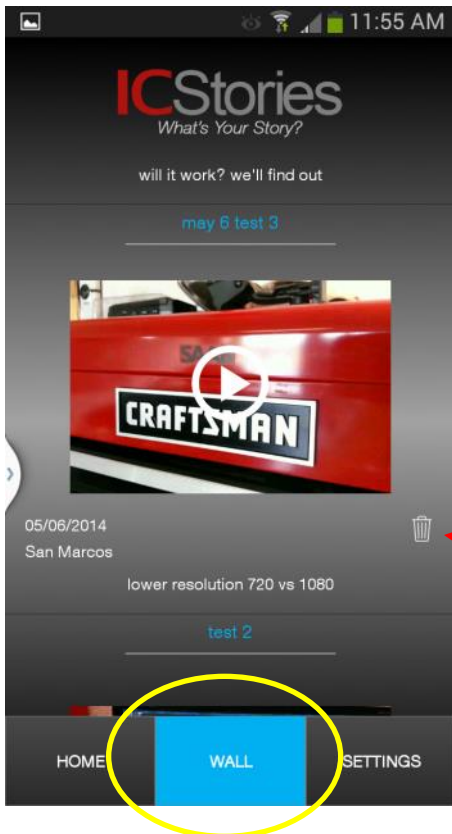
Daily Assignment? Yes or No?

Click the Back button again to minimize the keyboard - click UPLOAD.

Done!



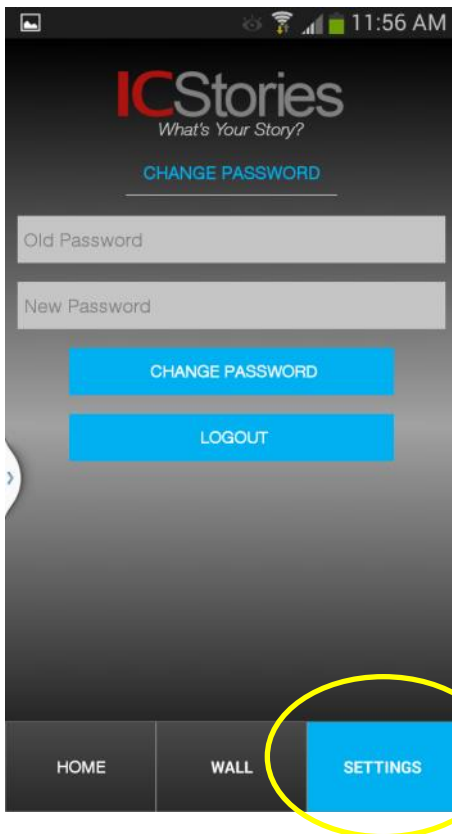
You will see a brief confirmation that your video uploaded successfully when complete



Your WALL

All the videos you upload to ICStories are available on your WALL. These stream from the ICStories server so you don't need to use up storage on your phone. Scroll down through your submissions and simply click the PLAY arrow to review your videos.

TIP: You can also delete a video by tapping the TRASH BARREL icon



Your Settings

You can change your password and LOGOUT of the ICStories App on this page.

Your App will otherwise keep you logged into ICStories. If you registered through Facebook, it will also keep you logged in as long as you are also logged into Facebook through your mobile phone.

CONTACT US

By email: support@icstories.com
Phone: 760-539-7327 Kent Krizik
Phone: 312-848-3766 Lyle Banks
Web: www.icstories.com