

## Introduction

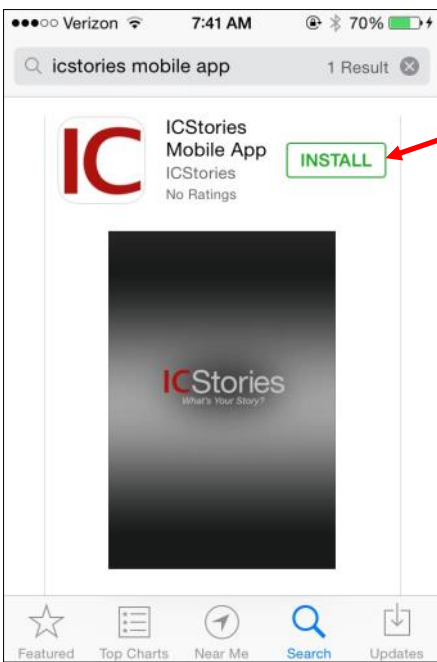
The ICStories Mobile App is intended to foster a video conversation.

By delivering “Daily Assignments” through Push notifications, the App will inspire, direct and encourage users to participate by submitting video responses to each assignment.

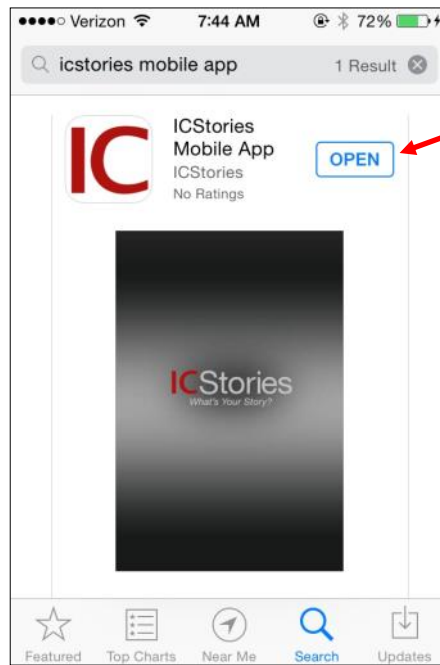
Accordingly, the ICStories Mobile App provides simple tools to allow recording and uploading of video.

To foster this video dialog, ICStories Mobile App requires users to register through the App.

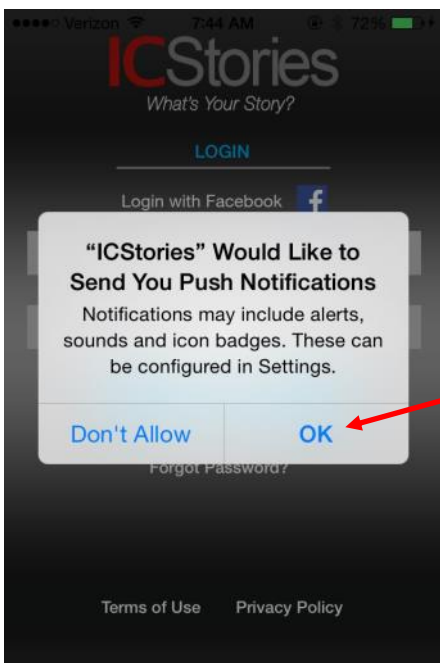
## Installation: Apple App Store: <https://itunes.apple.com/us/app/icstories-mobile-app/>



Click INSTALL

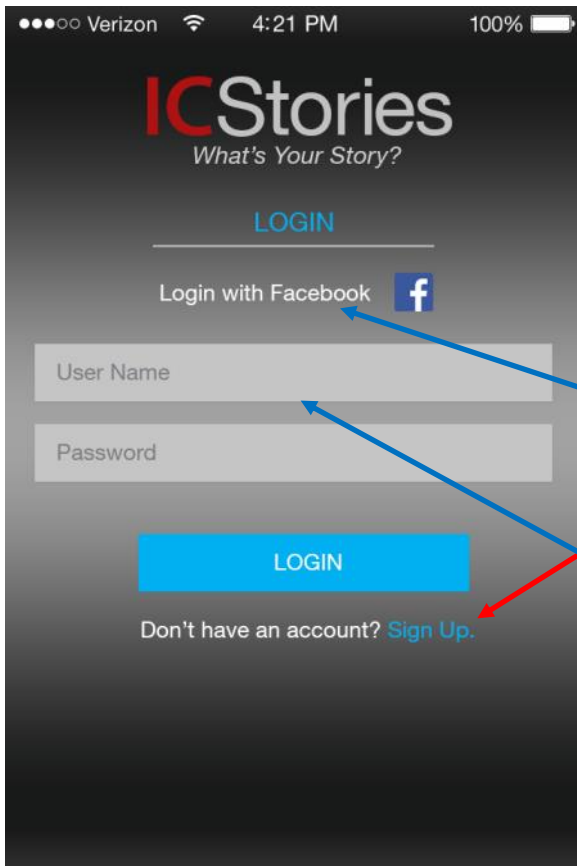


Click OPEN



Click OK...done!

NOTE: while the ICStories Mobile App for Apple iOS is intended for use on the iPhone - it can also be downloaded and installed on an iPad. To install on iPad simply select “iPhone Only” when searching in the App Store.



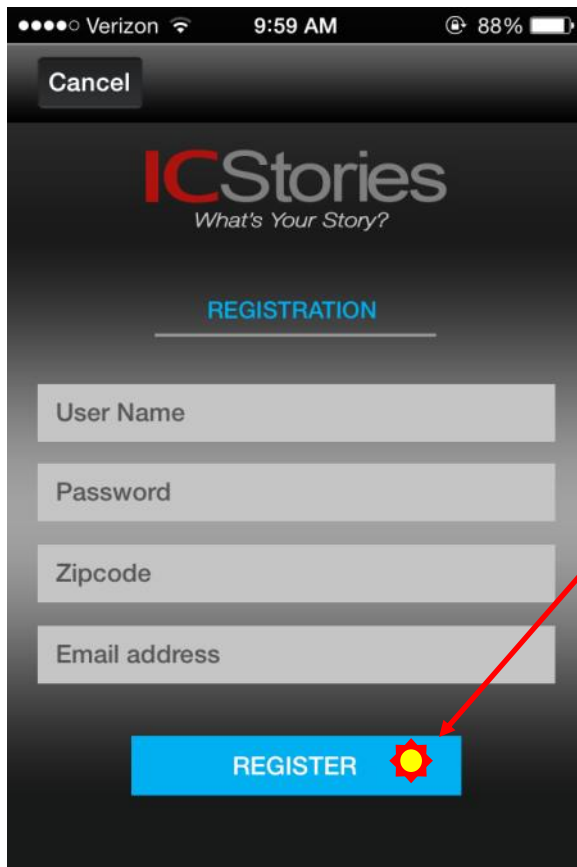
**REGISTRATION**

Once you have opened the app you will see the LOGIN screen.

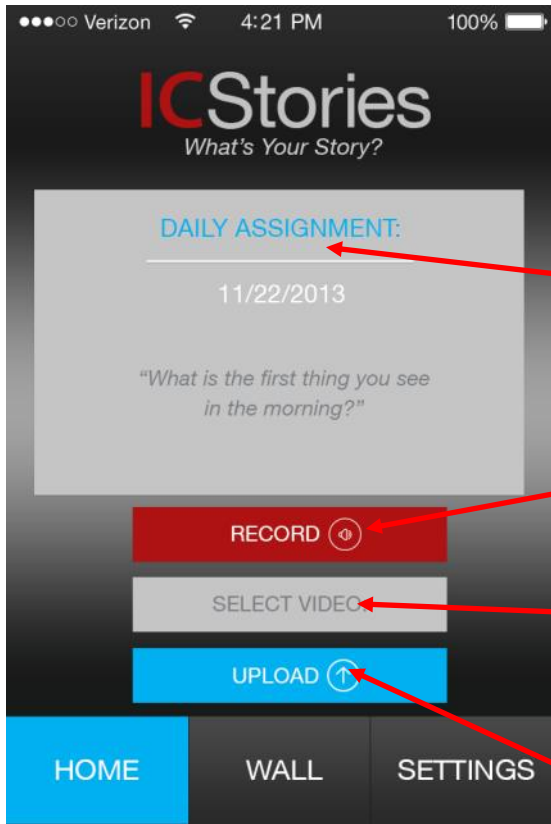
As a new user, simply click "Sign Up."

You can also use your Facebook information to sign-up by clicking here.

As an existing User, just put in your User Name and Password



On the Registration page, simply enter all the information indicated and then click "REGISTER"



**Welcome!**

You're registered and are now looking at the "HOME" screen for the ICStories Mobile App.

Note that under "DAILY ASSIGNMENT" there may be an assignment pending.

**RECORD**

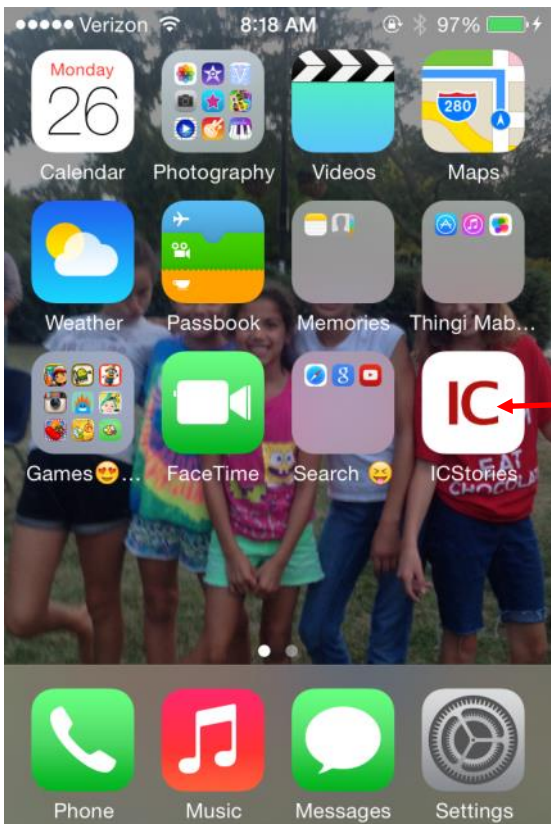
Takes you to your phones' video camera ...ready to record

**SELECT VIDEO:**

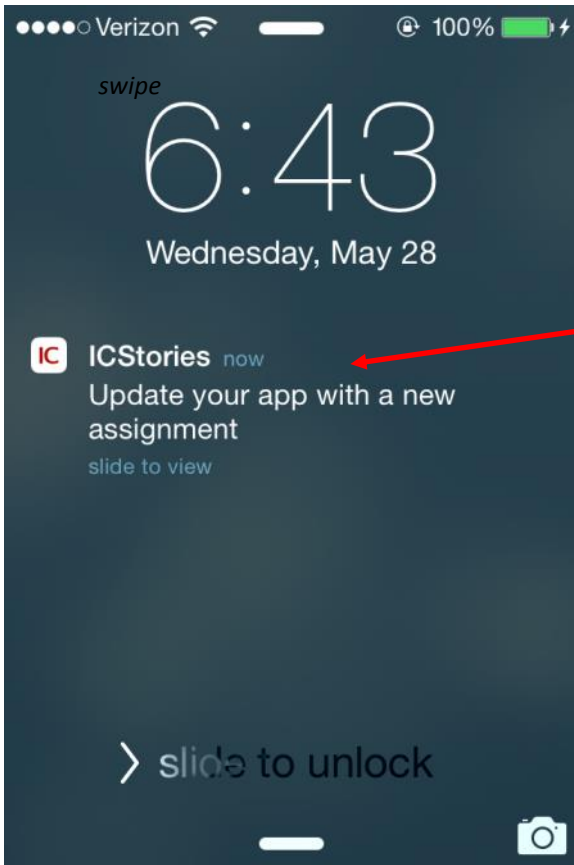
Takes you to your phones' video Gallery where you can select an existing video to upload to ICStories

**UPLOAD**

Initiates the upload to the ICStories server of the video you have just recorded or selected from your Gallery



You will also now see an ICStories icon on your phone among your home screens Apps



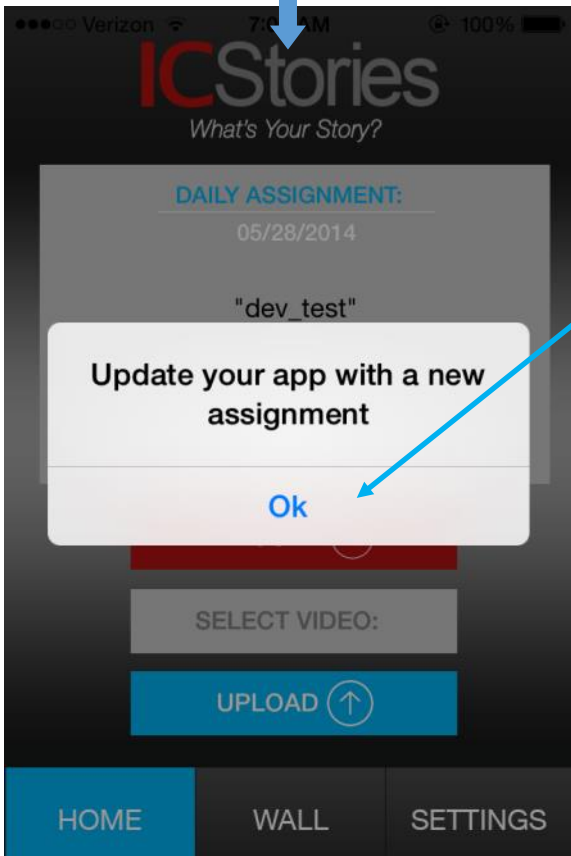
## DAILY ASSIGNMENT NOTIFICATION

### ICStories Daily Assignment Notification

With an audible prompt, you will see the ICStories icon appear in the notification pane of your phone when a new DAILY ASSIGNMENT has been added.

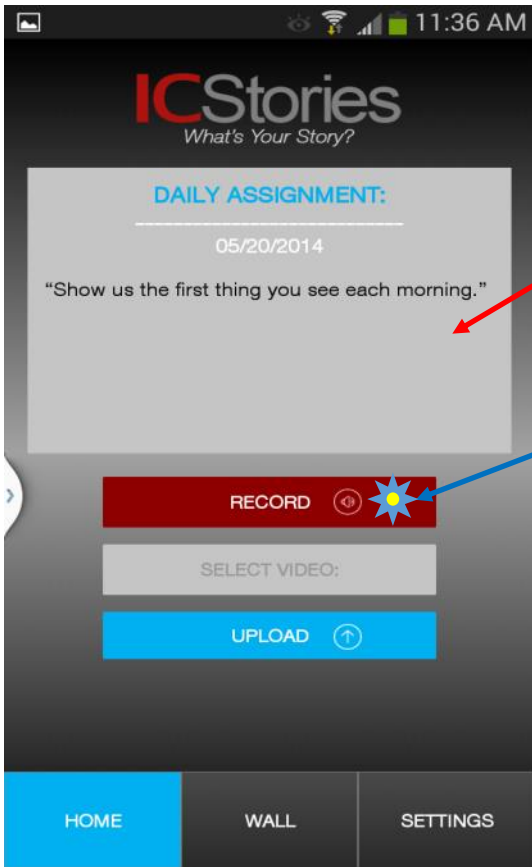
For the iPhone you can also go to Settings/

Notifications, if you want to change the notification to appear as a Banner that you swipe from above the phone screen.




### ICStories Daily Assignment Notification

Click the ICStories notification to update the app with a new assignment.



**ICStories Daily Assignment**

Here is your new assignment.  
Now you're ready to record your response  
by simply clicking RECORD.



**RECORD!**

Click Red button

Click to STOP

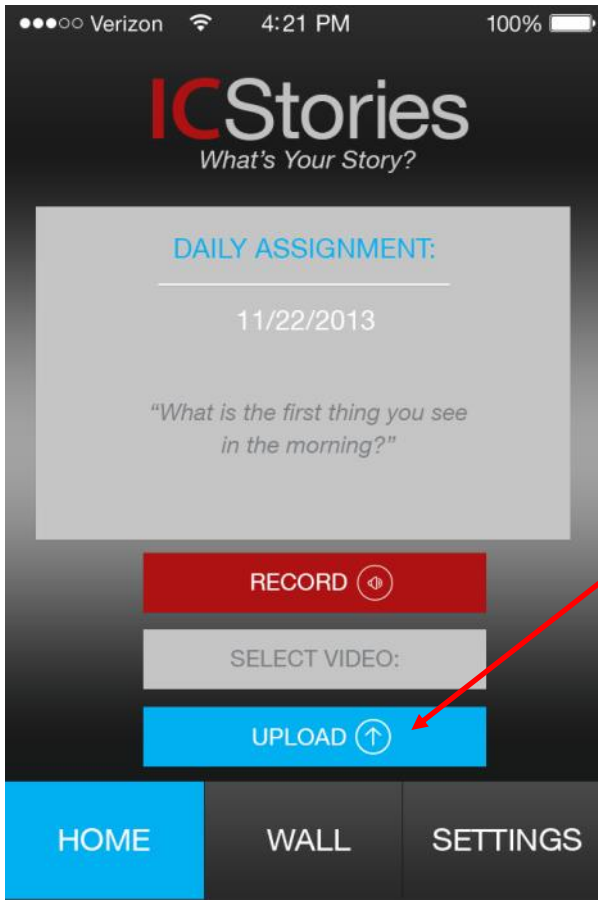
**TIP:**

With the iPhone you can shoot  
"Landscape" or "Portrait" mode.  
For iPhone Portrait is better.

**TIP:**

Go to your Settings tab to set your video resolution—default should be 1920x1080 . (Full HD - recommended) . However, you can also select 640x480 or even 320x288 if you are using your cell network and want to minimize any data transfer fees.

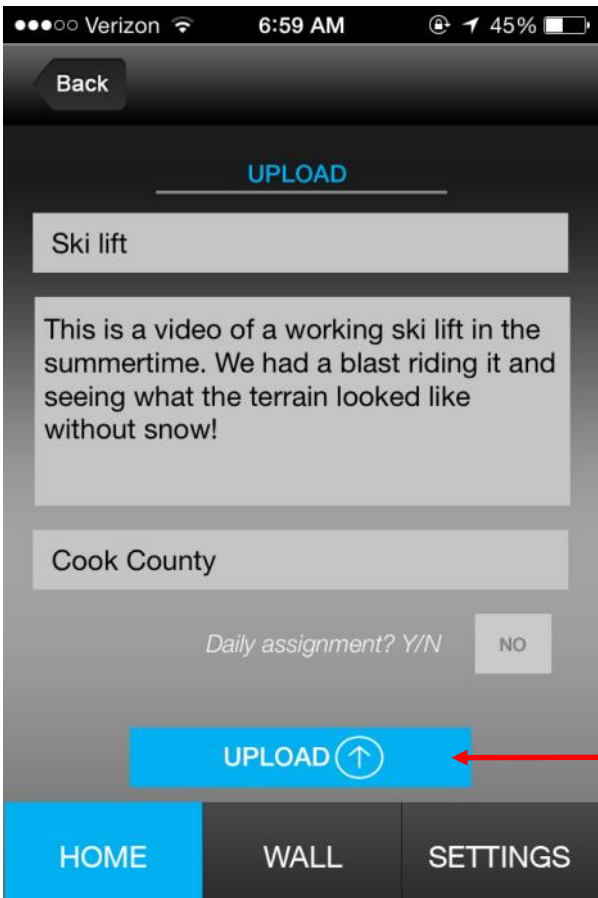
**BEST:** We recommend using a Wi-Fi connection to allow the highest resolution, faster uploads and no data fees.



**UPLOADING**

**Finished Recording?**

The App will return you to the Home page where you then select UPLOAD



**UPLOAD**

Fill in the indicated fields by tapping the screen.

**Title**

**Description**

**Location**

(The default location is filled in based on the zip code you provided when you registered - if the location is different, change it here)

**Daily Assignment? Yes or No?**

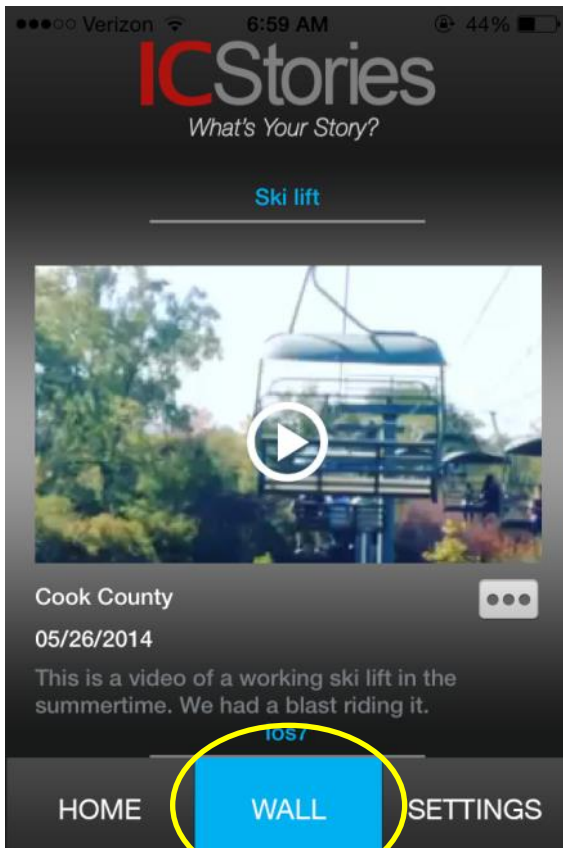
Click the Back button again to minimize the keyboard - click UPLOAD.

Done!

**UPLOAD**

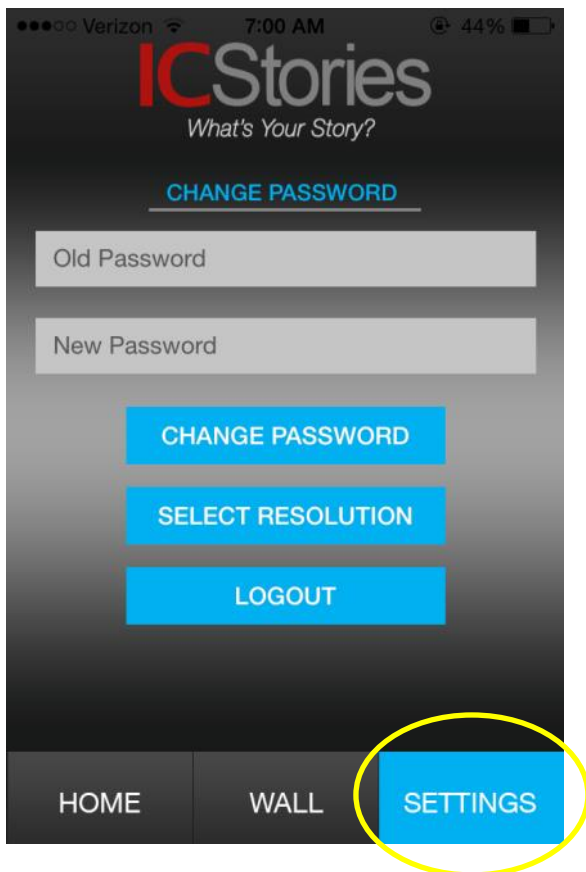
Now click the blue UPLOAD button

You will see a brief confirmation that your video uploaded successfully when complete



### Your WALL

All the videos you upload to ICStories are available on your WALL. These stream from the ICStories server so you don't need to use up storage on your phone. Scroll down through your submissions and simply click the PLAY arrow to review your videos.



### Your Settings

You can change your password and LOGOUT of the ICStories App on this page.

You can also change the resolution of the videos you shoot. Default should be 1920x1080. You can also select 64 x480 or even 320x288.

### CONTACT US

By email: [support@icstories.com](mailto:support@icstories.com)  
Phone: 760-539-7327 Kent Krizik  
Phone: 312-848-3766 Lyle Banks  
Web: [www.icstories.com](http://www.icstories.com)